

2009-10 Satisfaction Survey Summary Report – PUBLIC COPY Great Hearts Academies

In the Spring of 2010, Great Hearts Academies distributed satisfaction surveys to all families, students and faculty members, and distributed Headmaster Evaluation surveys to all Board Members, faculty members, administrators, Great Hearts Lead Office staff, and front office staff. Response rates for families and faculty are noted below:

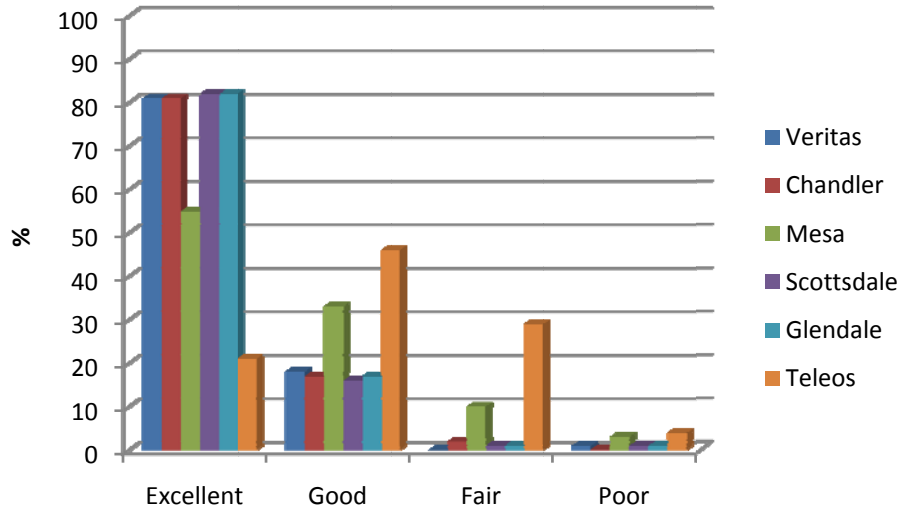
School	Parent/Student Response Rate	Faculty Response Rate
Veritas Prep	50%	68%
Chandler Prep	68%	87%
Mesa Prep	51%	75%
Scottsdale Prep	67%	79%
Glendale Prep	63%	96%
Teleos Prep	23%	80%

The public version of this report is heavily redacted to protect the privacy of individual employees.

About 90% of the questions on the various surveys are Likert-scale questions—i.e., respondents are asked to indicate how closely their feeling match a given proposition. For these questions, results are reported as a mean score from 1 to 5 (where 5 is “strongly agree” and 1 is “strongly disagree”), or broken down into “percent favorable” and “percent unfavorable” (whether the former indicates the percentage of respondents who answered agree *or* strongly agree, and the latter indicates the percentage of respondents who answered disagree *or* strongly disagree). In such situations, it is often the case that the totals do not add up to 100% because the neutral choice, “Neither agree nor disagree,” is not included.

Perceptions of Overall Academics, Curriculum, and Academy Culture

Overall, the quality of my child's education this is has been...



I am satisfied with the curriculum at my school (parents)

School	Percent Favorable	Change from 2008-9
Veritas Prep	96%	+2%
Chandler Prep	94%	-2%
Scottsdale Prep	94%	-4%
Glendale Prep	89%	-11%
Mesa Prep	85%	-4%
Teleos Prep	61%	--

My child's school is following its mission to provide an academically rigorous liberal arts education (parents)

School	Percent Favorable	Change from 2008-9
Glendale Prep	100%	+2%
Veritas Prep	98%	-1%
Chandler Prep	98%	+0%
Scottsdale Prep	97%	-1%
Mesa Prep	89%	-3%
Teleos Prep	50%	--

I would recommend my child's school to other families with children who are curious and diligent (Parent)

School	Percent Favorable	Change from 2008-9
Glendale Prep	93%	-5%
Chandler Prep	93%	+0%
Scottsdale Prep	91%	-5%
Veritas Prep	91%	-5%
Mesa Prep	76%	-13%
Teleos Prep	46%	--

I have grown this year as an independent learner (student)

School	Percent Favorable	Change from 2008-9
Mesa Prep	97%	+15%
Veritas Prep	94%	+4%
Glendale Prep	85%	-10%
Scottsdale Prep	85%	-5%
Chandler Prep	85%	-7%
Teleos Prep	No data	--

My school challenges me academically (student)

School	Percent Favorable	Change from 2008-9
Veritas Prep	97%	+2%
Mesa Prep	97%	+8%
Glendale Prep	96%	-4%
Scottsdale Prep	93%	+1%
Chandler Prep	85%	-8%
Teleos Prep	No Data	--

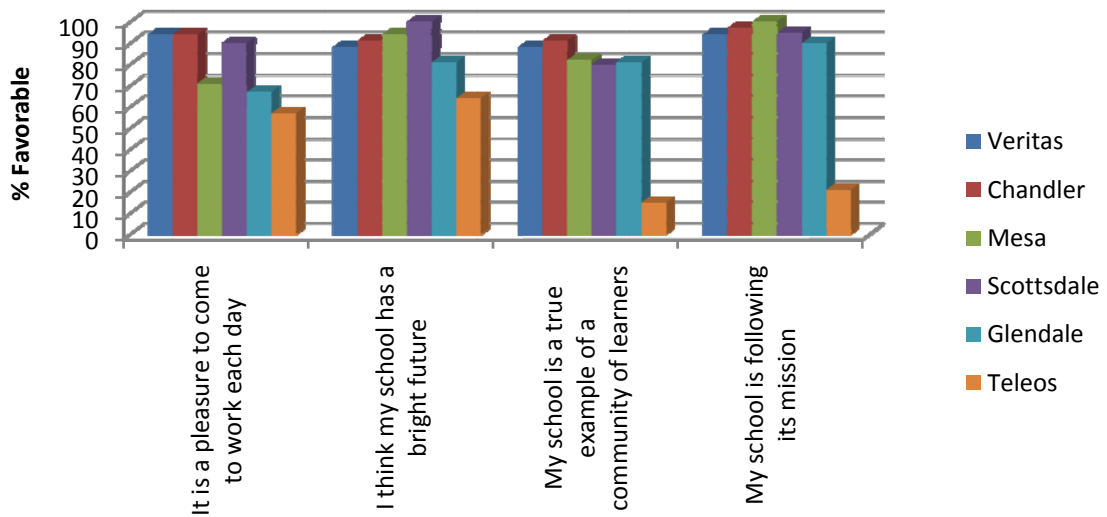
Overall, my child's school is serving the needs of the students (parents)

School	Percent Favorable	Change from 2008-9
Chandler Prep	93%	-5%
Scottsdale Prep	89%	-3%
Glendale Prep	88%	-9%
Veritas Prep	88%	-4%
Mesa Prep	72%	-9%
Teleos Prep	29%	--

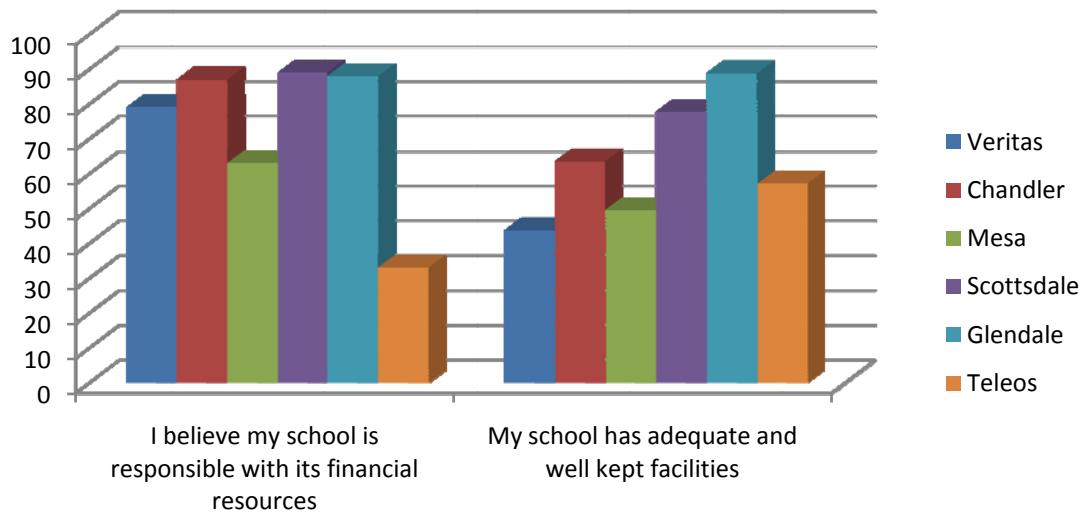
I enjoy attending my school (student)

School	Percent Favorable	Percent Unfavorable	Change in % Favorable from 2008-9
Chandler Prep	91%	0%	+10%
Mesa Prep	90%	3%	+5%
Glendale Prep	81%	11%	-9%
Veritas Prep	75%	9%	-1%
Scottsdale Prep	63%	28%	-10%
Teleos Prep	No Data	No Data	--

Faculty Perceptions of their Academy



Parent Perception of Finances and Facilities



Family Perceptions of Instruction

Overall, I am satisfied with the instructors at my child's school (parent)			
School	Percent Favorable	Percent Unfavorable	Change in % Favorable from 2008-9
Chandler Prep	94%	2%	+0%
Glendale Prep	91%	2%	-6%
Scottsdale Prep	90%	6%	-4%
Veritas Prep	88%	6%	-5%
Mesa Prep	70%	18%	-7%
Teleos Prep	50%	24%	--

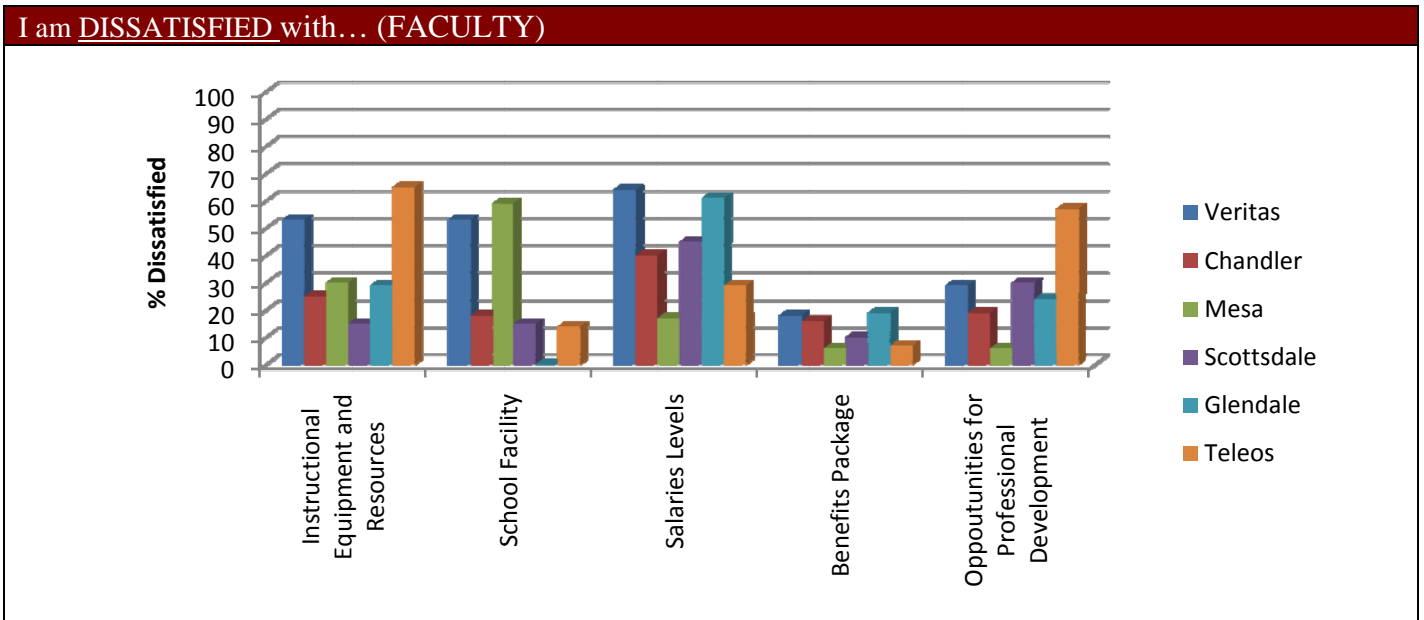
I am satisfied with the way instructors at my child's school enforce discipline.		
School	Percent Favorable	Change from 2008-9
Glendale Prep	81%	-2%
Scottsdale Prep	79%	+4%
Chandler Prep	76%	+1%
Veritas Prep	75%	-14%
Mesa Prep	68%	+9%
Teleos Prep	18%	--

Perceptions of Great Hearts Services, Salaries and Benefits

I support the mission of Great Hearts Academies to create a network of schools like my own (parents)		
School	Percent Favorable	Change from 2008-9
Glendale Prep	97%	+0%
Scottsdale Prep	95%	-1%
Chandler Prep	95%	+2%
Veritas Prep	89%	+4%
Mesa Prep	85%	-9%
Teleos Prep	82%	--

I support the mission of Great Hearts Academies to create a network of schools like my own (Faculty)		
School	Percent Favorable	Change from 2008-9
Mesa Prep	100%	+9%
Scottsdale Prep	90%	-10%
Chandler Prep	88%	-12%
Glendale Prep	81%	-19%
Veritas Prep	75%	-9%
Teleos Prep	63%	--

Overall, I am satisfied with the Great Hearts Lead Office (Faculty)			
School	Percent Favorable	Percent Unfavorable	Change in % Favorable from 2008-9
Scottsdale Prep	90%	0%	+0%
Glendale Prep	80%	0%	-5%
Chandler Prep	80%	0%	-5%
Mesa Prep	76%	6%	+3%
Veritas Prep	67%	6%	-5%
Teleos Prep	56%	7%	--



Perceptions of Specific School Administrators, Teachers, and Great Hearts Staff

DATA REDACTED FOR PUBLIC REPORT